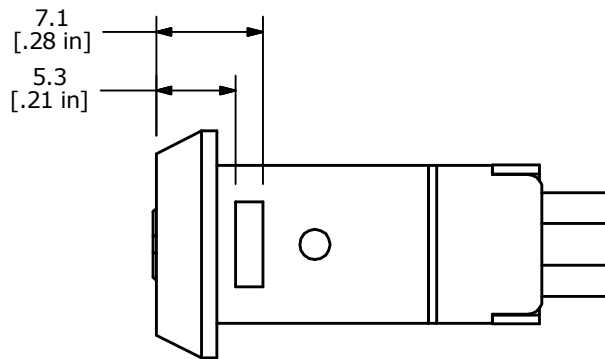
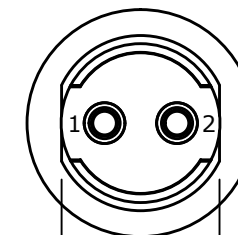
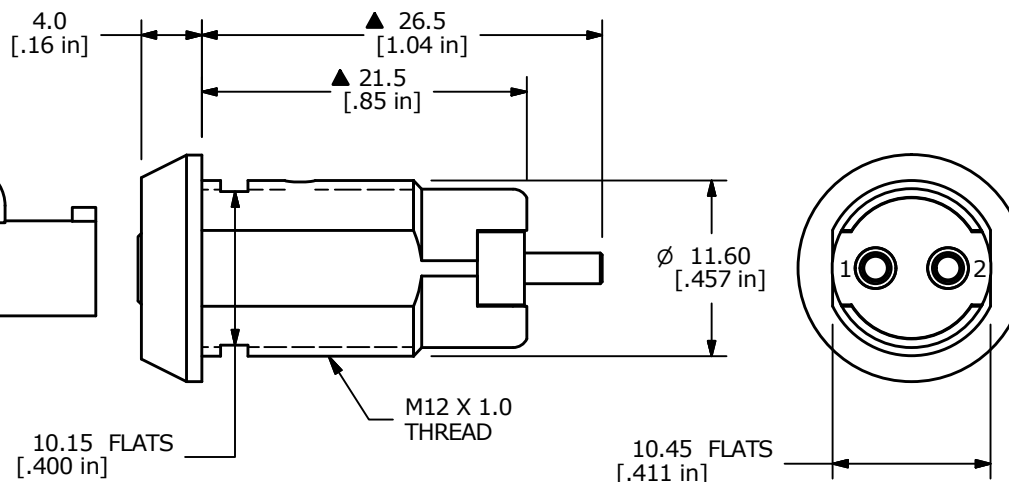
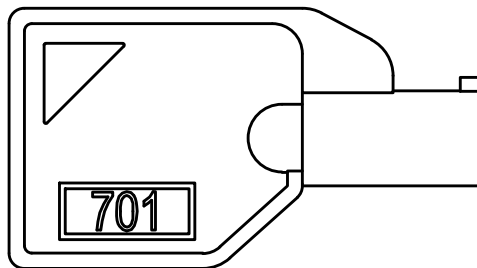
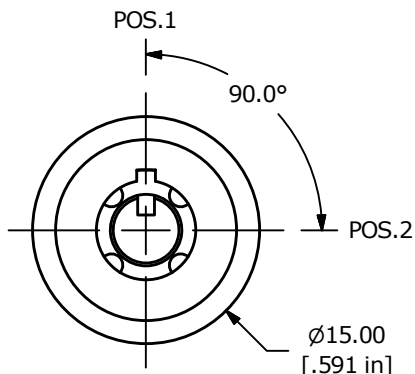


RECOMMENDED PANEL CUTOUT



SHOWN WITH PROVIDED HEX NUT

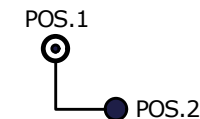


NOTE:

1. DIMENSIONS IN MM [INCH]
2. GENERAL TOLERANCE: X.X = ± 0.4  
X.XX = ± 0.25
3. TERMINAL NUMBERS FOR REF ONLY
4. CONTACT RATINGS: 1A @ 125VAC, 0.5A @ 250VAC
5. CONTACT RESISTANCE: 10mΩ MAX.
6. INSULATION RESISTANCE: 200MΩ MIN.
7. DIELECTRIC STRENGTH: 1,000VAC FOR 1 MINUTE
8. ▲ DENOTES CRITICAL PARAMETER
9. MATERIALS:  
HOUSING: ZINC ALLOY CAST  
CYLINDER: ZINC ALLOY W/ CHROME PLATING  
TERMINAL AND CONTACTS: SILVER PLATED  
KEY: TUBULAR - ZINC ALLOY WITH CHROME PLATING
10. PANEL THICKNESS: 10MM MAX.
- ▲ 11. KEYCODE: 701 (QTY. 2)

LEGEND

- ⊙ = KEY PULL POSSIBLE IN THESE POSITIONS
- = DETENT POSITIONS



SWITCH FUNCTION	
CONNECTED TERMINAL #	
POS.1	POS.2
OFF	ON
	1-2

▲ CIRCUIT: SPDT (90° INDEXING) CONTACT CONFIGURATION



B	22224	UPDATED AND REDRAWN IN INVENTOR	3/28/16	MJR
A	11743	RELEASED FOR PRODUCTION	10/15/01	CJB
REV	PCR NO	DESCRIPTION	DATE	BY

TITLE KO103A-701				
SCALE	DATE	DR	DWG	REV
2:1	10/15/2001	CJB	K100202	B

THE INFORMATION CONTAINED IN THIS DOCUMENT IS PROPRIETARY TO E-SWITCH AND IS NOT TO BE COPIED OR TRANSFERRED